



View Student Assignments by Student

Introduction

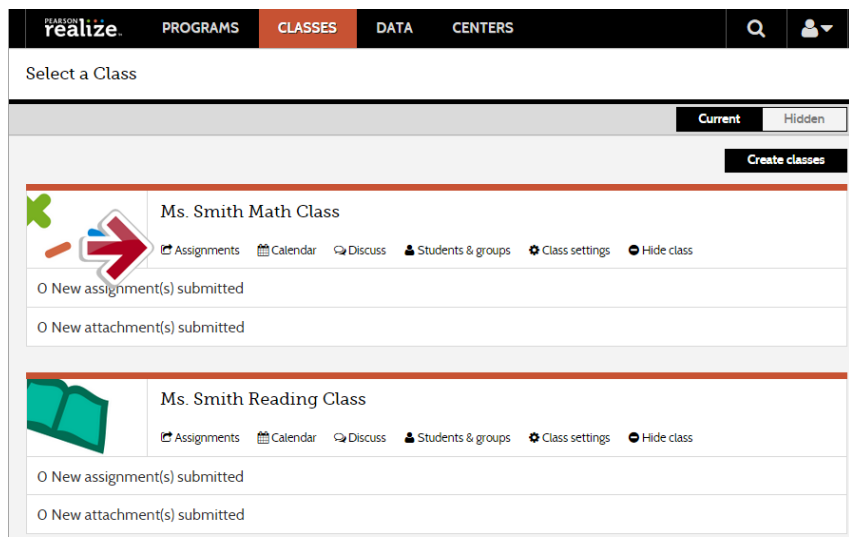
Teachers view assignment status and performance in the Assignments section of a class. There are two tabs. On the Assignments by class tab, teachers view student status and performance for an individual assignment. Assignments by student show student status and performance for all assignments assigned to an individual student. This guide explains how to view assignment status and performance for individual students on Pearson Realize™.

View Assignments

From the home page, click Classes.



Select a class and click **Assignments** under the class name.



View Assignments by Student

There are now two tabs: Assignments by class and Assignments by student. Click the **Assignments by student** tab.

The screenshot shows the Pearson Realize interface for 'Ms. Smith Math Class'. The 'CLASSES' tab is active. Below the navigation bar, there are tabs for 'Assignments', 'Calendar', 'Discuss', 'Students & Groups', and 'Class Settings'. The 'Assignments' tab is selected, and the 'View:' dropdown is set to 'All my assignments'. The 'From:' and 'To:' date pickers are empty, and the 'Scores:' dropdown is set to 'All'. The 'Show:' buttons are 'Current' and 'Hidden'. The 'Assignments by student' tab is selected, and a red arrow points to it. Below the tabs, there is a table with columns for 'Student status', 'Due date', and 'Average'. The table contains two rows of assignments:

		Student status	Due date	Average
	2-1 Homework G	7/10 Completed	10/02/14	59%
	2-1 Homework K	7/10 Completed	10/02/14	60%

This page displays the list of students in the class, the number of assignments not completed and the average score of all completed and scored assignments. Click a student row to view the student's status and performance for all assignments.

The screenshot shows the Pearson Realize interface for 'Ms. Smith Math Class'. The 'CLASSES' tab is active. Below the navigation bar, there are tabs for 'Assignments', 'Calendar', 'Discuss', 'Students & Groups', and 'Class Settings'. The 'Assignments' tab is selected, and the 'View:' dropdown is set to 'Adams, Amy'. The 'From:' and 'To:' date pickers are empty, and the 'Scores:' dropdown is set to 'All'. The 'Show:' buttons are 'Current' and 'Hidden'. The 'Assignments by student' tab is selected, and a red arrow points to it. Below the tabs, there is a table with columns for 'Assignment status' and 'Average'. The table contains two rows of students:

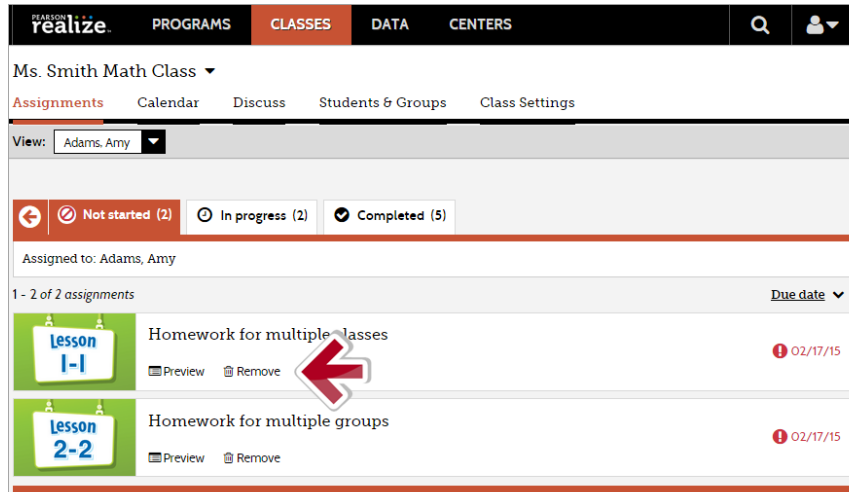
		Assignment status	Average
	Adams, Amy	4 Not completed	68%
	Barns, Ben	6 Not completed	83%

Assignment status appears on three tabs: Not started, In progress, and Completed. The number on each tab indicates how many assignments are in that state of completion.

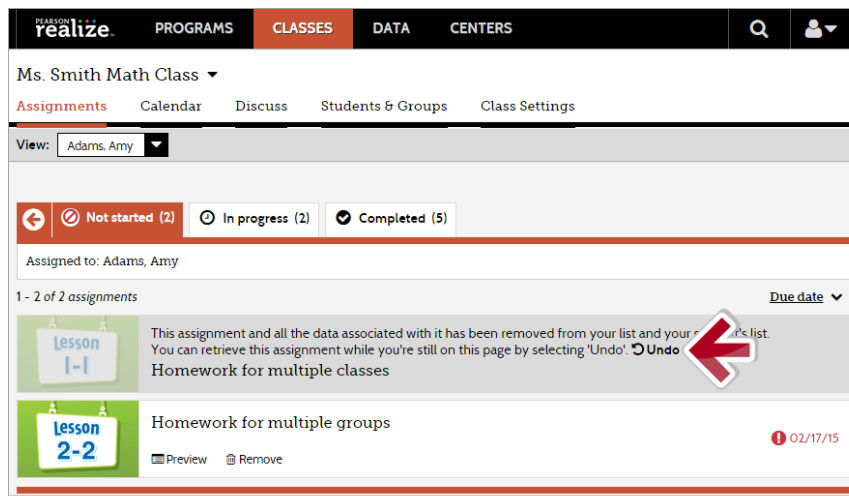
The screenshot shows the Pearson Realize interface for 'Ms. Smith Math Class'. The 'CLASSES' tab is active. Below the navigation bar, there are tabs for 'Assignments', 'Calendar', 'Discuss', 'Students & Groups', and 'Class Settings'. The 'Assignments' tab is selected, and the 'View:' dropdown is set to 'Adams, Amy'. The 'From:' and 'To:' date pickers are empty, and the 'Scores:' dropdown is set to 'All'. The 'Show:' buttons are 'Current' and 'Hidden'. The 'Assignments by student' tab is selected, and a red arrow points to it. Below the tabs, there are three tabs for assignment status: 'Not started (2)', 'In progress (2)', and 'Completed (5)'. The 'Completed (5)' tab is selected. Below the tabs, there is a table with columns for 'Due date'. The table contains two rows of assignments:

		Due date
	Homework for multiple classes	02/17/15
	Homework for multiple groups	02/17/15

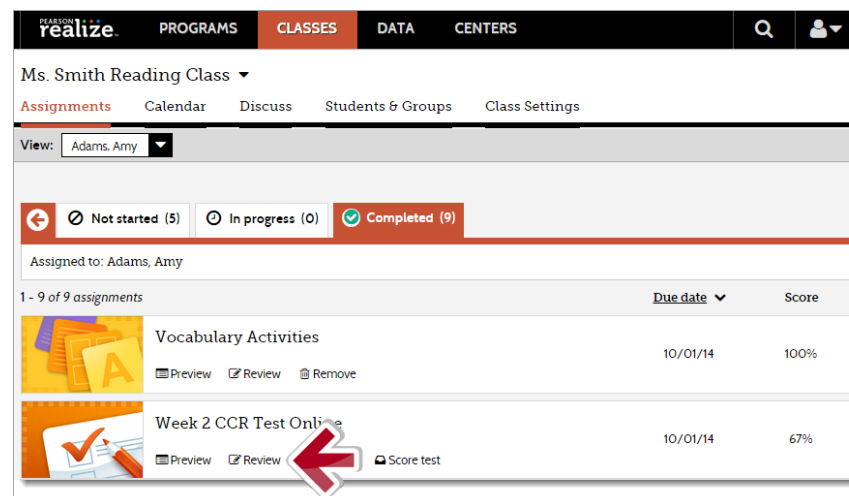
For each assignment, teachers click **Preview** to view the student's assignment. Click **Remove** to remove the assignment and the score if the assignment was completed.



Teachers can undo the Remove action until they navigate away from the page. If an assignment is accidentally removed and the Undo link is no longer available, the teacher can reassign the item to the individual student.



On the Completed tab, click **Review** to view the Score Summary page for assessments. For interactive activities, click **Review** to view student responses.



If an activity or assessment requires teacher grading, click **Score test** to enter scores. Teachers can score the assignment or assessment for all students and then send the scores to students.

Ms. Smith Reading Class

Assignments Calendar Discuss Students & Groups Class Settings

View: Adams, Amy

Not started (5) In progress (0) Completed (9)

Assigned to: Adams, Amy

1 - 9 of 9 assignments		Due date	Score
	Vocabulary Activities	10/01/14	100%
	<input type="checkbox"/> Preview <input checked="" type="checkbox"/> Review <input type="checkbox"/> Remove		
	Week 2 CCR Test Online	10/01/14	67%
	<input type="checkbox"/> Preview <input checked="" type="checkbox"/> Review <input type="checkbox"/> Remove <input type="button" value="Score test"/>		

To view assignments for another student, click the View down-arrow and select another student.

Ms. Smith Reading Class

Assignments Calendar Discuss Students & Groups Class Settings

View: Adams, Amy

- Adams, Amy
- Barns, Ben
- Canon, Carl
- Davis, Daniel
- Earlington, Erin
- Fantabulous, Frank
- Grape, Gary
- Hallhall, Holly
- Ironieanin, Ian
- juliptulpulp, jessica

In progress (0) Completed (9)

1 - 9 of 9 assignments		Due date	Score
	Vocabulary Activities	10/01/14	100%
	<input type="checkbox"/> Preview <input checked="" type="checkbox"/> Review <input type="checkbox"/> Remove		